
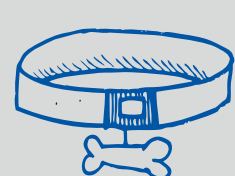


# CAN YOU TAKE CARE OF YOUR PET IN AN EMERGENCY?




In recognition of FEMA's National Animal Disaster Preparedness Day


## TIPS TO HELP SECURE YOUR PET'S SAFETY IN AN EMERGENCY:



1. Use a **microchip or collar ID** with up-to-date contact information



2. Put a **pet rescue decal** on the door or window so first responders know a pet may be inside



3. Know where to look for your pet if they're afraid so that you can **evacuate** faster



4. Have a **pet-friendly** place in mind to go in case you have to leave your home



5. Carry a **picture** of your pet in the event of separation



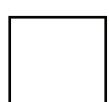
6. Take a **pet carrier or crate** with you for transport and safe keeping




## YOUR PET EMERGENCY GO-KIT SHOULD INCLUDE:





Basic first aid supplies




A 3-day supply of bottled water and the pet's preferred food, held in a waterproof container





Safety harness and leash




Waste clean-up supplies





Medications and a copy of the pet's medical records



List of veterinarians and local pet care organizations



List of the pet's feeding routine and any behavioral issues



Comfort items, such as a blanket or favorite toy, to help keep the pet calm and comfortable



"Just knowing that a kit is packed and ready to go should eliminate some of the stress during an emergency," said **Dr. Ellen Lowery**, Director of U.S. Veterinary and Professional Affairs at Hill's Pet Nutrition, the maker of Science Diet. **"It will put a family at ease, knowing that everyone, including their beloved pets, will be taken care of."**